

RC4

38 dB

SET (DOOR LEAF, DOOR FRAME, THRESHOLD, HARDWARE WITH HANDLES, MAIN LOCK WITH CYLINDER IN CLASS 6, ADDITIONAL LOCK WITH CYLINDER IN CLASS 5)



UNIQUE TUBULAR KEY

Patented **RIM6000** lock cylinder with a tubular key with over 4 billion code combinations.




DOOR LEAF FILLING

HCFC-free polyurethane foam with a soundproofing plate providing excellent acoustic performance.



LATTICE

A lattice with thickened steel channel bars and hardened rods in the steel body of the door leaf.



VIEWER

Wide-angle viewer as standard with a very good optical performance.



3 THREE-PIECE HINGES

Reinforced three-piece hinges with a disassembly lock and elegant caps.



ADDITIONAL LOCK WITH 3 LOCKING POINTS

Additional class 6 lock with a class 5 or class 6 lock cylinder.



MAIN LOCK WITH 11 LOCKING POINTS

Unique class 7 main lock with 11 mobile and thickened bolts.




AUXILIARY LOCKS

Auxiliary upper and lower locks controlled from the main lock.



3 MOVABLE DEADBOLTS

Reinforced horizontal deadbolts on the hinge sides controlled from the main lock.



3 FIXED BOLTS

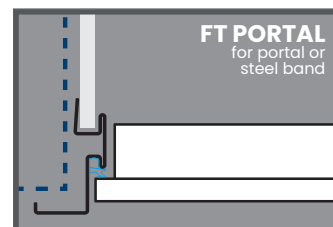
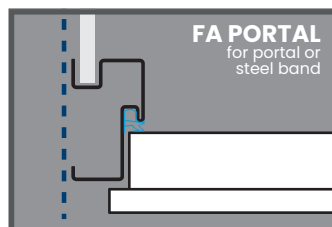
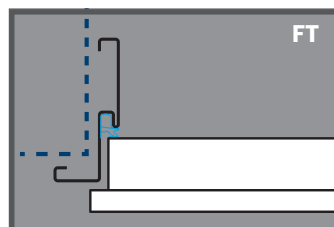
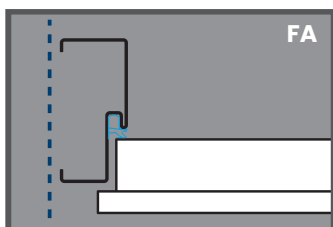
Fixed bolts protecting against forcing the door.



DOOR GUARD*

Optional protection against break-in through an ajar door.

AVAILABLE DOOR FRAMES



* EXTRA CHARGE, FOR MORE INFORMATION SEE PAGE 14